


Global Cybersecurity Survey 2019

Findings from an independent survey of 3,100 IT managers across 12 countries and six continents.



SOPHOS
Cybersecurity evolved.

Contents

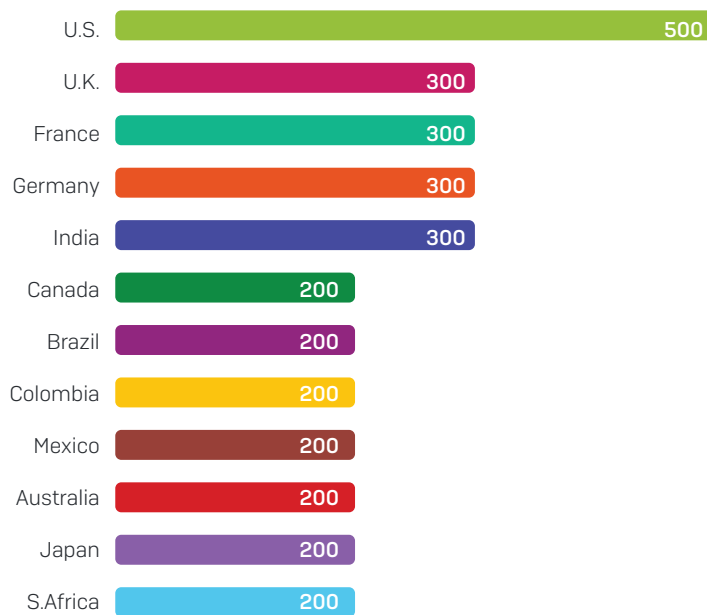
- Introduction 3
- Global results 4
- U.S.A. 5
- Canada 6
- Brazil 7
- Colombia 8
- Mexico..... 9
- United Kingdom 10
- France..... 11
- Germany..... 12
- Australia 13
- Japan..... 14
- India 15
- South Africa 16
- Legend 17

Introduction

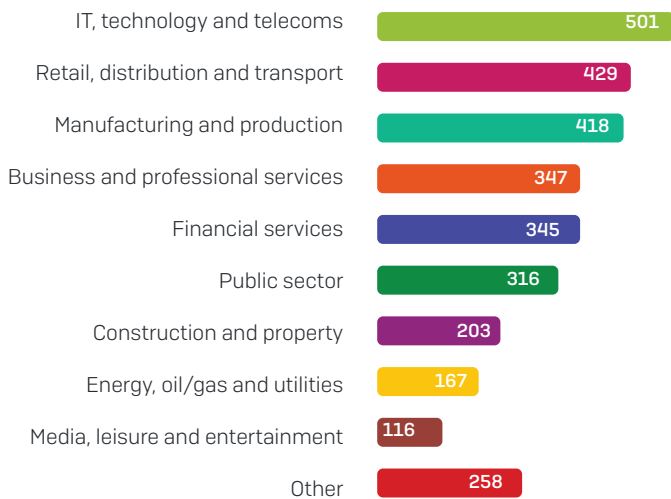
To better understand the day-to-day realities of cybersecurity facing IT teams across the globe, Sophos commissioned independent research specialist Vanson Bourne to survey 3,100 IT decision makers across 12 countries and six continents.

To ensure representative data, respondents were from a wide range of industries. Within each country, respondents were split equally between 100-1,000 user organizations and 1,001-5,000 user organizations. The survey was conducted between December 2018 – January 2019.

Number of respondents per country



Split of respondents by industry




Global Results

3,100 respondents



U.S.A.

500 respondents



Average cost to rectify a ransomware attack: US\$852,886

Canada

200 respondents



Average cost to rectify a ransomware attack: CA\$1,308,809

Brazil

200 respondents



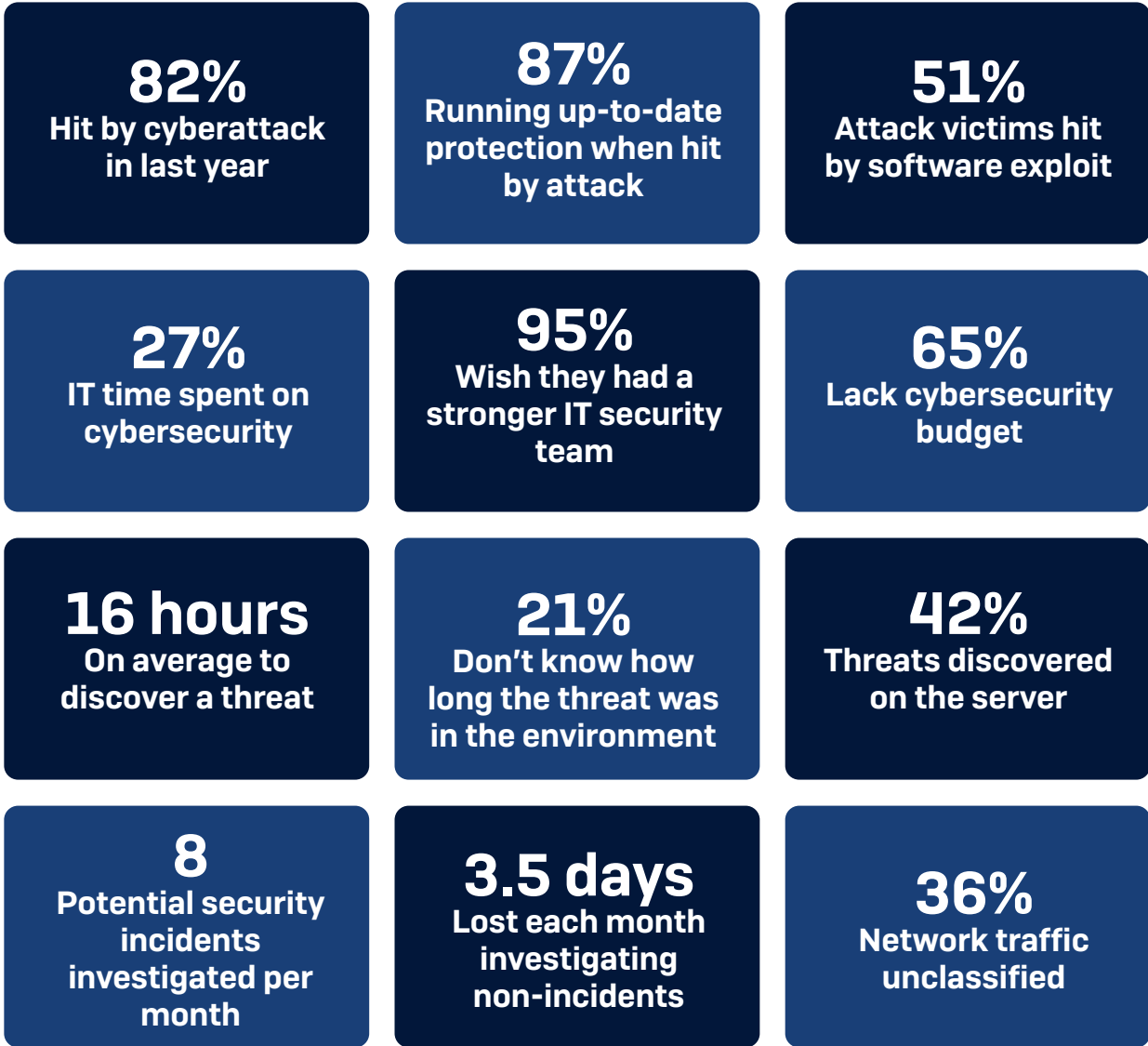
Colombia

200 respondents



Mexico


200 respondents



Average cost to rectify a ransomware attack: MEX\$6,233,220

United Kingdom


300 respondents



Average cost to rectify a ransomware attack: £564,072

France

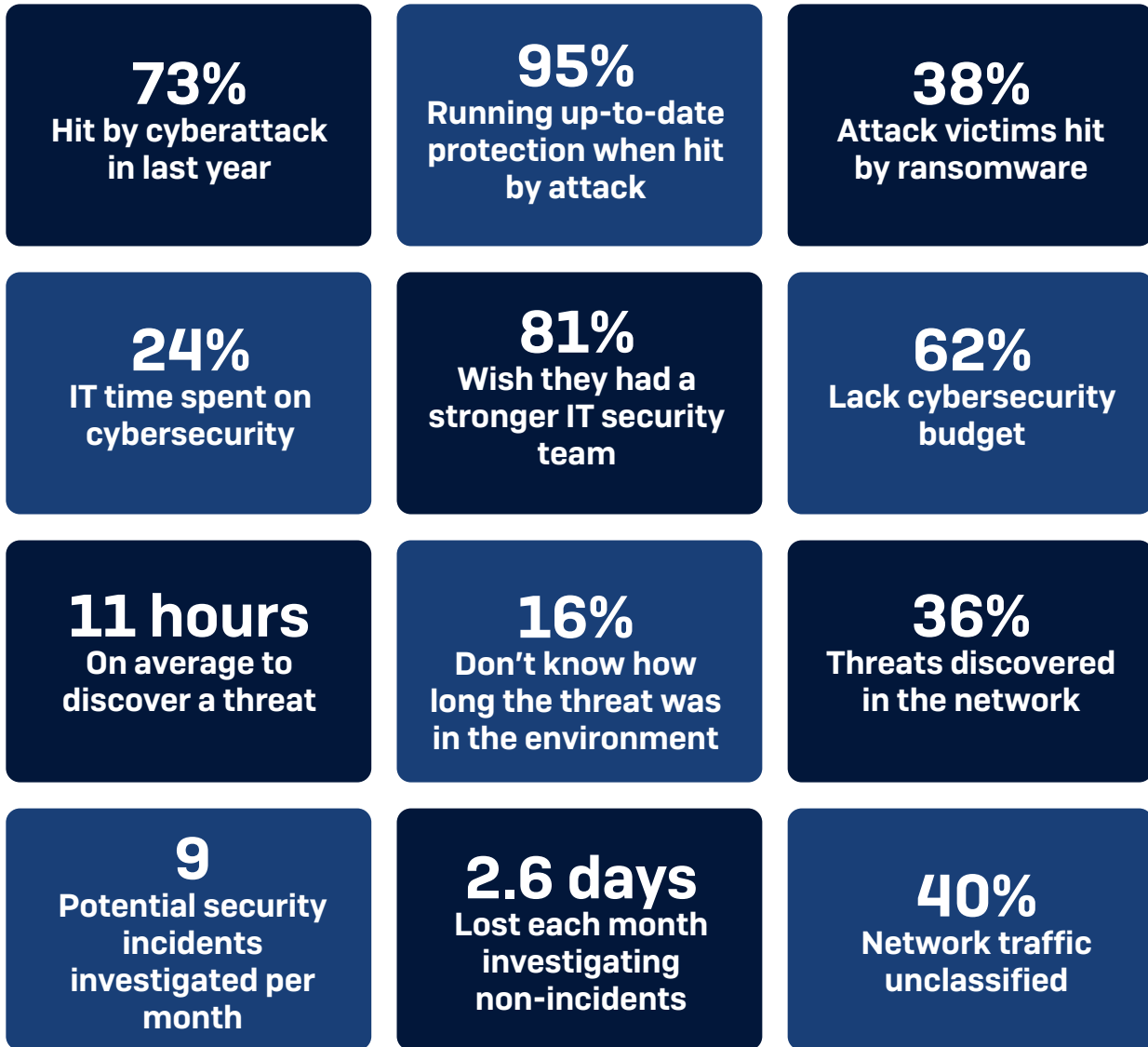
300 respondents



Average cost to rectify a ransomware attack: €595,203

Germany

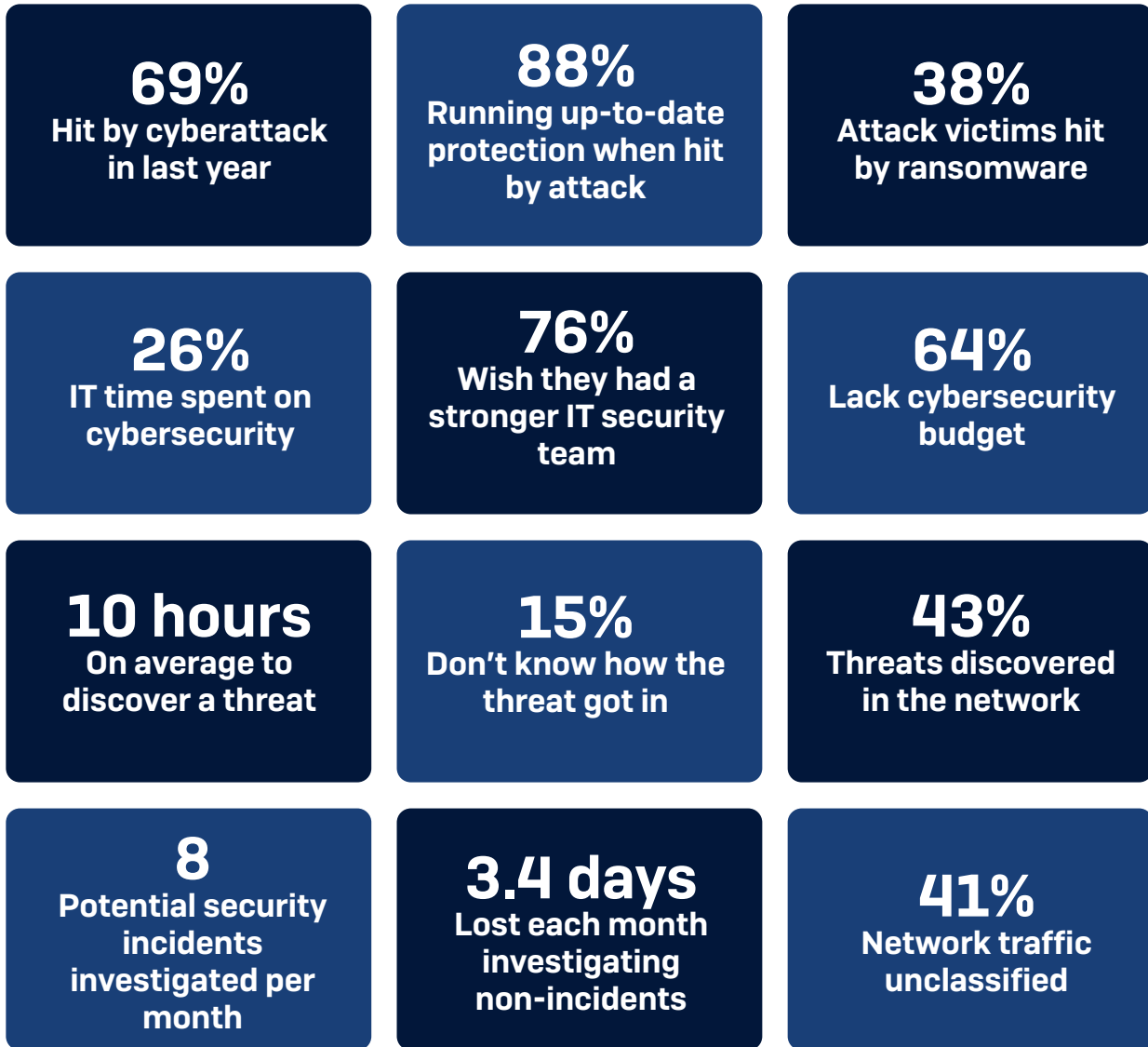
300 respondents



Average cost to rectify a ransomware attack: €599,937

Australia


200 respondents



Average cost to rectify a ransomware attack: AU\$803,875

Japan

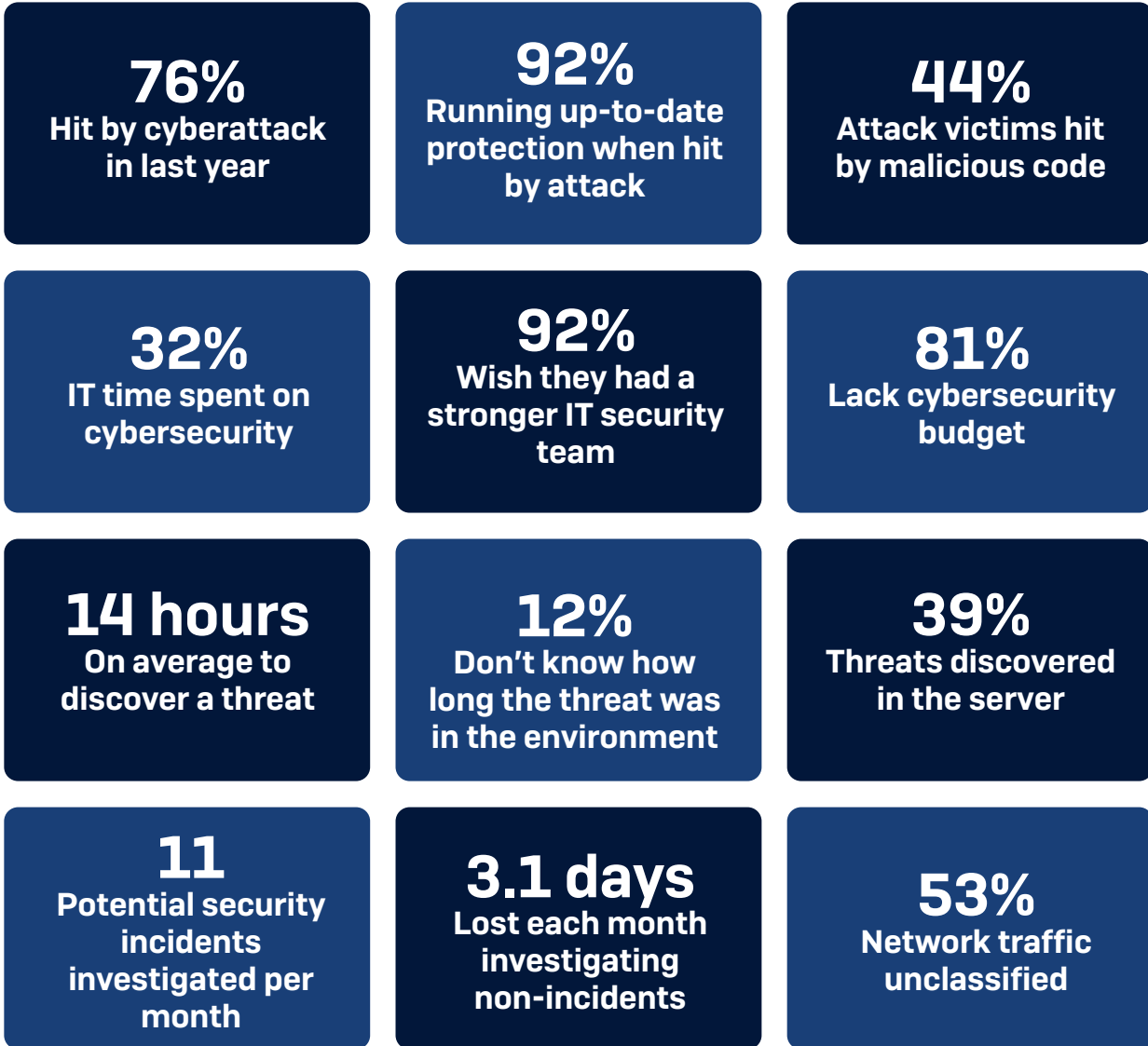

200 respondents



Average cost to rectify a ransomware attack: ¥25,494,443

India

300 respondents from Delhi, Mumbai, Bangalore, Kolkata, Chennai, Hyderabad.



Average cost to rectify a ransomware attack: ₹74,264,070

South Africa

200 respondents



Average cost to rectify a ransomware attack: R7,911,110

Legend

This section details the exact questions that were posed to participants, as well as the global respondent base number.

Percentage hit by a cyberattack in the last year.

Percentage of respondents that said that they fallen victim to a cyberattack in the last year. Respondents were told to interpret this as a cyberattack that their organization was unable to prevent from entering their network and/or endpoints. [Global base 3,100]

Percentage running up-to-date protection when hit by attack.

Percentage of respondents that said they were running up-to-date cybersecurity protection at the time of the most significant attack that it suffered in the last year. [Global base 2,109]

Percentage of attack victims hit by ransomware.

Percentage of organizations that had fallen victim to one or more cyberattack(s) in the last year and that said they had been hit by ransomware. [Global base 2,109].

Percentage of IT time spent on cybersecurity.

The overall percentage of the IT team's time at work that is spent managing IT security. [Global base 3,100].

Percentage that wish they had a stronger IT security team.

Percentage of respondents that agreed with the statement "I wish my organization had a stronger team in place to properly detect, investigate and respond to security incidents." [Global base 3,100].

Percentage that lack cybersecurity budget.

Percentage of respondents that agreed with the statement "My organization's cybersecurity budget (including people/technology) is below what it needs to be." [Global base 3,100]

Number of hours on average to discover a threat.

For organizations that fell victim to a cyberattack in the last year, the average time that the most significant cyberattack in the last year was in their environment (system/ network) before it was detected. [Global base 2,109].

Percentage/fraction that don't know how the threat got in.

Percentage of respondents from organizations that had fallen victim to one or more cyberattack(s) that didn't know how the most significant attack got into their organization's environment. [Global base 2,109].

Percentage of threats discovered on server/endpoint/mobile.

Where respondents from organizations that had fallen victim to one or more cyberattack(s) in the last year found/discovered the most significant attack. [Global base 2,109].

Number of potential security incidents investigated each month.

The number of potential security incidents that respondents' organizations investigate each month. [Global base 3,100]

Number of potential security incidents investigated each month.

The number of potential security incidents that respondents' organizations investigate each month. [Global base 3,100]

Number of days lost each month to non-incidents.

Time spent investigating potential security incidents investigated each month that turn out to not be infections. [Global base 3,100]

Percentage of network traffic unclassified.

Percentage of the organization's network traffic that is currently unclassified, i.e. falls into a broad application control category such as uncategorized, unknown, unclassified, insufficient data, HTTP, HTTPS, SSL, UDP, TCP, internet, web browsing, etc.

Average cost to rectify a ransomware attack.

Data from a separate 2017 survey, also commissioned by Sophos and conducted by Vanson Bourne, using the same segmentation criteria (not available for Brazil or Colombia). Approximate total cost to rectify the attack including downtime, people time, device cost, network cost, lost opportunities, and ransom paid.

United Kingdom and Worldwide Sales
Tel: +44 (0)8447 671131
Email: sales@sophos.com

North American Sales
Toll Free: 1-866-866-2802
Email: nasales@sophos.com

Australia and New Zealand Sales
Tel: +61 2 9409 9100
Email: sales@sophos.com.au

Asia Sales
Tel: +65 62244168
Email: salesasia@sophos.com